


# Phonics 2 for Kids




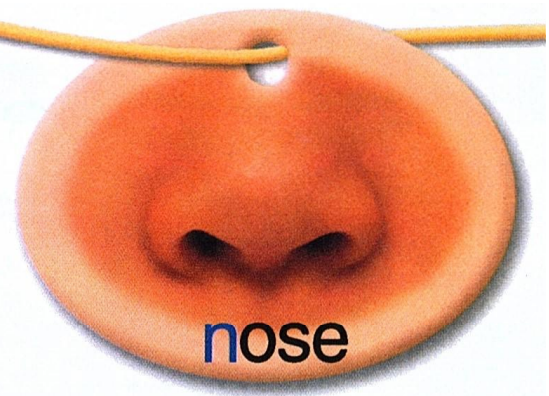
Thomas Gordon Nathan Shu



# Contents

Letter	Letter Sound	Character	Key Word	Page
Nn	/n/	Nanny Goat	nose	2
Oo	/o/	Oscar Octopus	on	4
Pp	/p/	Penny Panda	pen	6
Qq	/kw/	Queenie Quail	quiet	8
Rr	/r/	Ricky Rabbit	read	10
Ss	/s/	Susie Seal	sun	12
Review				14
Tt	/t/	Teddy Tiger	teeth	16
Uu	/u/	Uncle Utter	under	18
Vv	/v/	Vicky Viper	victory	20
Ww	/w/	Wendy Worm	wet	22
Xx	/ks/	Felix Fox	box	24
Yy	/y/	Yester Yak	yes	26
Zz	/z/	Zeppy Zebra	zipper	28
Review				30
Picture Dictionary				

N n




Nanny Goat

A c t i v i t i e s



Color the letter n. Say the "n" sound.




Say the word. Draw the missing part.



nose

O o



irlanguage

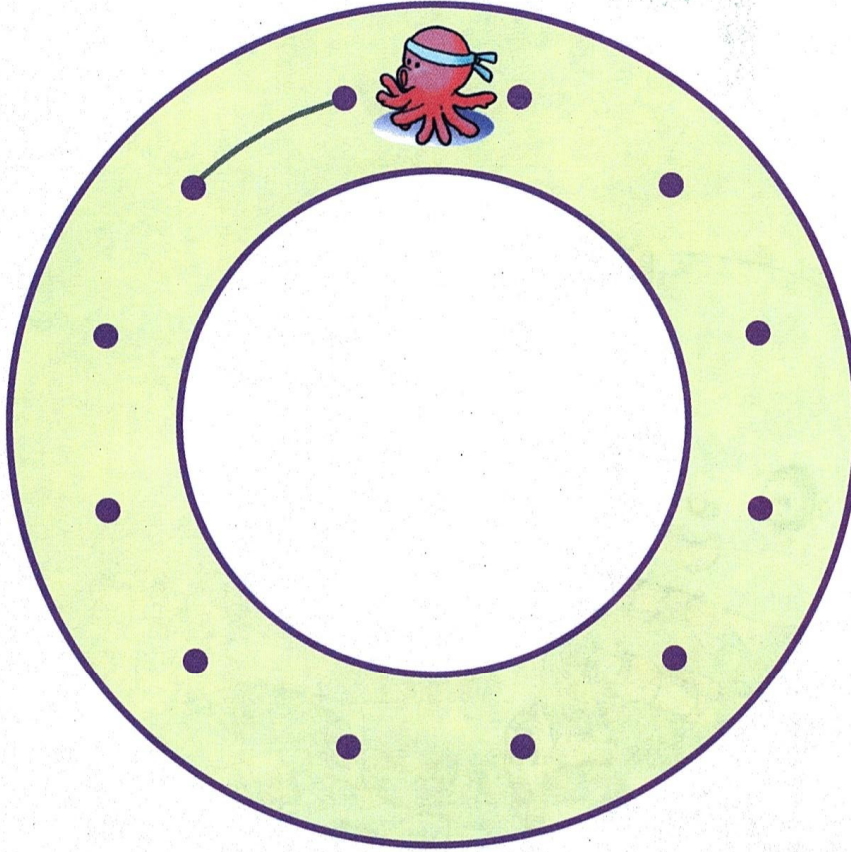


Oscar Octopus


# A c t i v i t i e s



Join the dots to help Oscar finish the line. Say the "o" sound.



Circle the octopus on the table. Say the word.



on

P p



pen



Penny Panda

# A c t i v i t i e s





Circle the letters **p**. Say the “p” sound.




Say the word. Match it with the correct picture.

pen •




Q q




Queenie Quail




Color the letter q. Say the "q" sound.



Listen carefully. Place the correct sticker in the box.



R r




Ricky Rabbit


# A c t i v i t i e s



Circle the letters **r**. Say the “**r**” sound.



Which rabbit is reading? Check the correct .  
Say the word.



read

S s




Susie Seal

# A c t i v i t i e s



Trace the line to help Susie find her friend.  
Say the "s" sound.



Listen carefully. Circle the correct words and pictures.



rabbit




seal



octopus




sun




# R e v i e w



Circle the letters **n**, **o**, **p**, **q**, **r** and **s**. Say the sounds.



 Join the words that begin with the same sound.

nose


on

pen

quiet

read

sun


  
octopus

  
quail

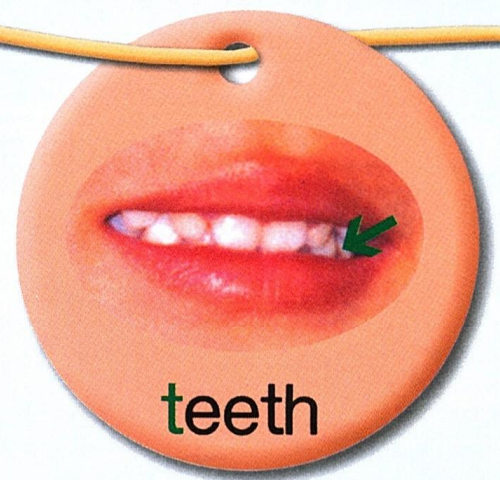
  
nanny goat

  
panda

  
seal

  
rabbit

T t



Teddy Tiger


A c t i v i t i e s



Color the letter t. Say the "t" sound.




Circle the boy pointing to his teeth. Say the word.



teeth

U u




Uncle Utter


# A c t i v i t i e s



Circle the letters **u**. Say the "u" sound.



Color the apple **u**nder the tree. Say the word.



**u**nder

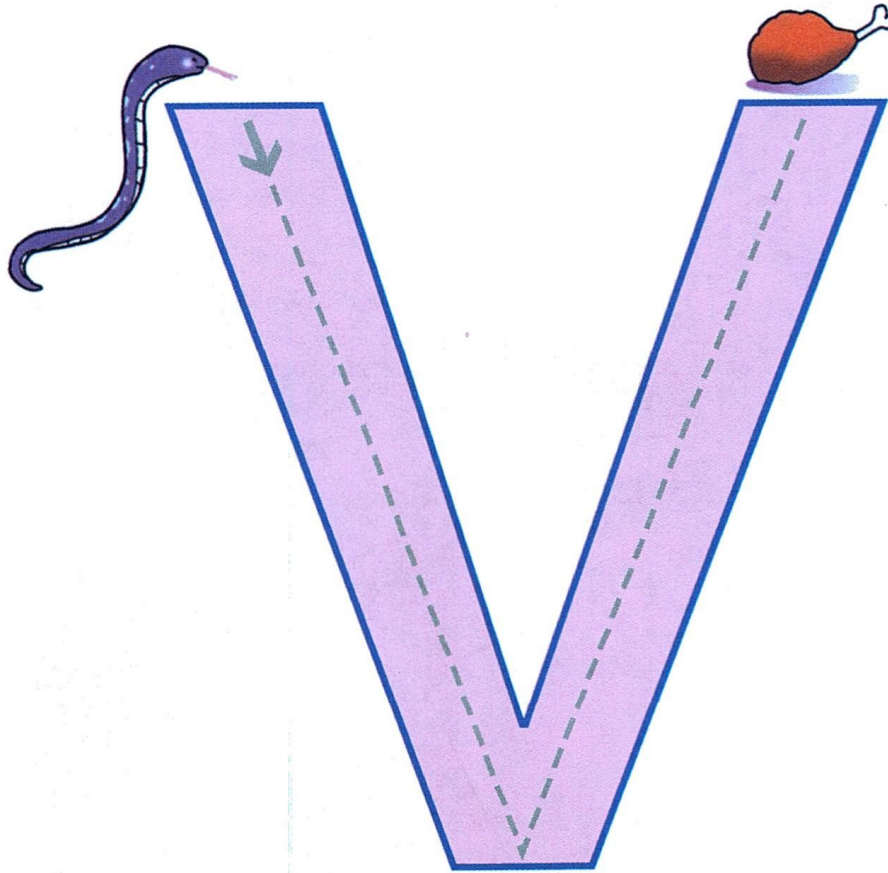
V v




Vicky Viper



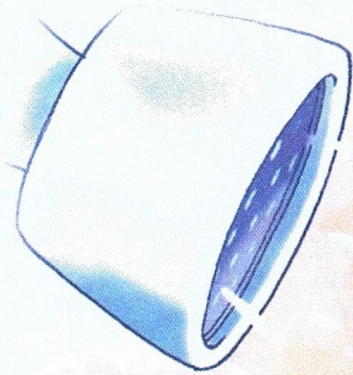
Trace the line to help Vicky find her food. Say the “v” sound.



Listen carefully. Place the correct sticker in the box.



W w



Wendy Worm

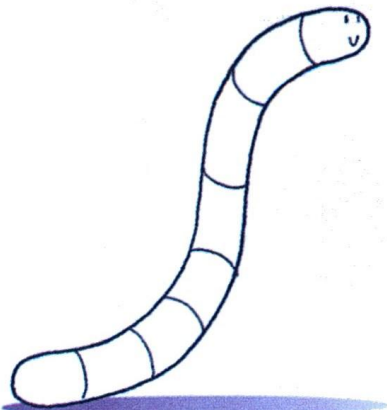
# A c t i v i t i e s



Join the dots to help Wendy find her way out.  
Say the "w" sound.




Color the wet worm. Say the word.




wet



X x



box




irlanguage

Felix Fox



Color the letter x. Say the "x" sound.



Listen carefully. Circle the correct words and pictures.



box 

quail 

panda 

fox 

Y Y

A dog?



Yes.

yes

Yes!

Yes!

Yes!

Yes!

Yester Yak



# A c t i v i t i e s



Circle the letters **y**. Say the “y” sound.



Listen carefully. Place the correct stickers in the boxes.



Z z

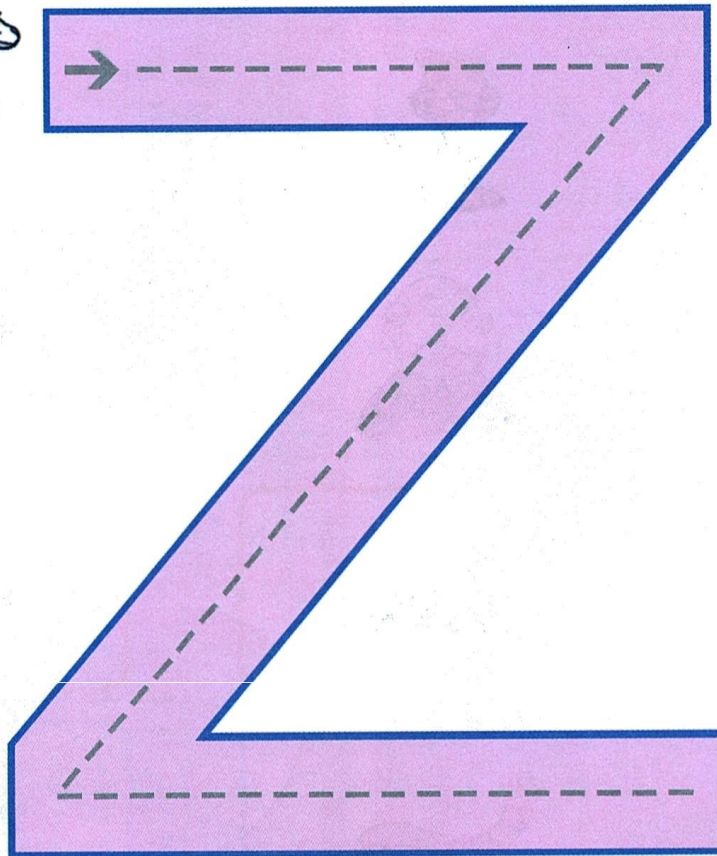


Zeppy Zebra



Trace the line to help Zeppy find the grass.

Say the "z" sound.



Say the words. Match the words with the correct pictures.

zipper •








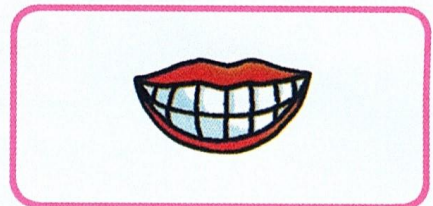

zebra •



# R e v i e w



Listen carefully. Circle the correct pictures.





Place the correct stickers in the boxes.

	tiger	teeth	
--	-------	-------	--

		uncle	
--	--	-------	--

	viper		
--	-------	--	--

	wet	worm	
--	-----	------	--

	fox	box	
--	-----	-----	--

		yes	
--	--	-----	--

	zipper	zebra	
--	--------	-------	--

# Picture Dictionary

n

nanny goat



nose




u

uncle



under




o

octopus



on



v

victory



viper



p

panda



pen



w

wet



worm



q

quail



quiet



x

box



fox



r

rabbit



read



y

yak



yes




s

seal



sun




z

zebra



zipper



t

teeth



tiger



# Phonics for Kids 2

**Phonics for Kids** is a six-level series specially written for young children. Each unit deals with one letter sound or a phonic feature. It begins with an interesting story or a rhyme and is followed by a song and some fun activities. Useful phonics skills are taught in a systemic and enjoyable way.

Teaching phonics is an effective strategy that helps children learn reading and writing quickly. It is also a useful self-help tool for children to rely on when they encounter new words in listening, speaking, reading and spelling activities.

Learning phonics at an early age helps children develop both phonemic and print awareness. It is key to their future success in learning English.

## The series includes:

- Student's Books 1-6
- Teacher's Guides 1-6
- Cassette Tapes and CDs 1-6
- Big Books 1-6
- Phonics Cards 1-6

